

# CONSERVATION SCORECARD

## 2015 - 2016

BROUGHT TO YOU BY



CONSERVATION VOTERS IS THE ONLY STATEWIDE, BIPARTISAN ORGANIZATION IN SOUTH CAROLINA HOLDING ELECTED LEADERS ACCOUNTABLE FOR THEIR CONSERVATION RECORDS. WE ARE PROTECTING THE SOUTH CAROLINA YOU LOVE. LEARN MORE AT [WWW.CVSC.ORG](http://WWW.CVSC.ORG)

LEGISLATORS FROM BOTH SIDES OF THE AISLE FOUGHT FOR A CLEAN ENERGY FUTURE AND TO PROTECT THE AIR, LAND AND WATER OF THE SOUTH CAROLINA YOU LOVE.

WE HOPE YOU'LL USE WHAT YOU FIND HERE TO THANK PRO-CONSERVATION LEGISLATORS, ENCOURAGE UNDER-PERFORMING LEGISLATORS TO IMPROVE, OR MAKE A MORE INFORMED CHOICE IN THE NEXT ELECTION CYCLE.

## OVERALL PRO-CONSERVATION VOTING RECORD HAS IMPROVED FOR BOTH HOUSES

### HOUSE



2003-2004



2015-2016

### SENATE



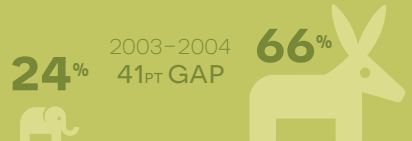
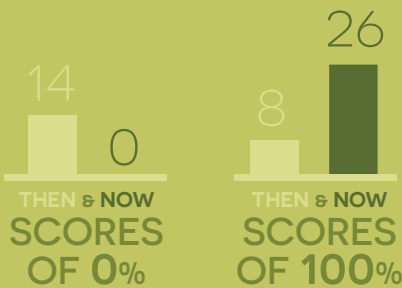
2011-2012\*



2015-2016

## CONSERVATION SCORES THEN & NOW

2004 AND 2016 HOUSE SCORES\*



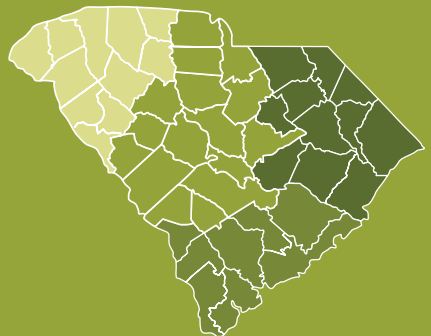
## CONSERVATION REACHES ACROSS PARTY LINES

2004 AND 2016 HOUSE SCORES\*

## HOW YOUR REGION VOTES THEN & NOW

|             | UPSTATE | MIDLANDS | LOW COUNTRY | PEEDEE |
|-------------|---------|----------|-------------|--------|
| 2015 - 2016 | 82%     | 89%      | 91%         | 88%    |
| 2013 - 2014 | 58%     | 71%      | 74%         | 75%    |
| 2011 - 2012 | 59%     | 77%      | 83%         | 64%    |
| 2003 - 2004 | 23%     | 52%      | 49%         | 42%    |

ALL SCORES ARE HOUSE SCORES ONLY



\*THE SENATE WAS NOT SCORED PRIOR TO 2011 BECAUSE OF THE LIMITED NUMBER OF ROLL CALL VOTES IN THE SENATE